




FIXED AUTOMATIC HOSE REELS IN PAINTED STEEL FOR AIR-WATER FROM 20 TO 28 bar

Equipped with:

- Black synthetic rubber hoses R6, Galvanized steel connections
- Brass 90° swivelling joint, Viton® seals

| F-400 | Article | L. hose | Ø hose | Max pressure | Inlet-Outlet |
|-------|--------------|--------------|--------|--------------|-----------------|
| | 070-1201-300 | without hose | - | - | F1/2"G - M3/8"G |
| | 070-1201-400 | without hose | - | - | F1/2"G - M1/2"G |
| | 070-1202-212 | 12 m | 5/16" | 28 bar | F1/2"G - M1/4"G |
| | 070-1202-218 | 18 m | 5/16" | 28 bar | F1/2"G - M1/4"G |
| | 070-1202-310 | 10 m | 3/8" | 28 bar | F1/2"G - M3/8"G |
| | 070-1202-315 | 15 m | 3/8" | 28 bar | F1/2"G - M3/8"G |
| | 070-1202-410 | 10 m | 1/2" | 28 bar | F1/2"G - M1/2"G |
| F-460 | Article | L. hose | Ø hose | Max pressure | Inlet-Outlet |
| | 070-1301-300 | without hose | - | - | F1/2"G - M3/8"G |
| | 070-1301-400 | without hose | - | - | F1/2"G - M1/2"G |
| | 070-1302-318 | 18 m | 3/8" | 28 bar | F1/2"G - M3/8"G |
| | 070-1302-320 | 20 m | 3/8" | 28 bar | F1/2"G - M3/8"G |
| | 070-1302-415 | 15 m | 1/2" | 28 bar | F1/2"G - M1/2"G |
| | 070-1302-418 | 18 m | 1/2" | 28 bar | F1/2"G - M1/2"G |
| F-550 | Article | L. hose | Ø hose | Max pressure | Inlet-Outlet |
| | 070-1401-400 | without hose | - | - | F1/2"G - M1/2"G |
| | 070-1402-500 | without hose | - | - | F1"G - M3/4"G |
| | 070-1402-420 | 20 m | 1/2" | 28 bar | F1/2"G - M1/2"G |
| | 070-1402-425 | 25 m | 1/2" | 28 bar | F1/2"G - M1/2"G |
| | 070-1402-515 | 15 m | 3/4" | 21 bar | F1"G - M3/4"G |
| F-555 | Article | L. hose | Ø hose | Max pressure | Inlet-Outlet |
| | 070-1502-400 | without hose | - | - | F1/2"G - M1/2"G |
| | 070-1502-500 | without hose | - | - | F1"G - M3/4"G |
| | 070-1502-600 | without hose | - | - | F1"G - M1"G |
| | 070-1502-430 | 30 m | 1/2" | 28 bar | F1/2"G - M1/2"G |
| | 070-1502-520 | 20 m | 3/4" | 21 bar | F1"G - M3/4"G |
| | 070-1502-615 | 15 m | 1" | 20 bar | F1"G - M1"G |
| F-560 | Article | L. hose | Ø hose | Max pressure | Inlet-Outlet |
| | 070-1602-400 | without hose | - | - | F1/2"G - M1/2"G |
| | 070-1602-500 | without hose | - | - | F1"G - M3/4"G |
| | 070-1602-600 | without hose | - | - | F1"G - M1"G |
| | 070-1602-440 | 40 m | 1/2" | 28 bar | F1/2"G - M1/2"G |
| | 070-1602-530 | 30 m | 3/4" | 21 bar | F1"G - M3/4"G |
| | 070-1602-540 | 40 m | 3/4" | 21 bar | F1"G - M3/4"G |
| | 070-1602-620 | 20 m | 1" | 20 bar | F1"G - M1"G |
| | 070-1602-630 | 30 m | 1" | 20 bar | F1"G - M1"G |

OVERALL DIMENSIONS FIXED VERSION

| Mod. | A | B | C | D | E | F | G | H |  |  |  |
|-------|-----|-----|-----|-----|-----|-----|-----|-----|---|---|---|
| F-400 | 158 | 120 | 168 | 192 | 95 | 460 | 400 | 435 | 12,50<19,50 | 0,084 | 1 |
| F-460 | 158 | 120 | 168 | 192 | 95 | 490 | 460 | 490 | 16,50<23,00 | 0,094 | 1 |
| F-550 | 200 | 150 | 225 | 270 | 120 | 590 | 550 | 600 | 22,00<45,00 | 0,130 | 1 |
| F-555 | 250 | 200 | 225 | 270 | 170 | 590 | 550 | 600 | 26,00<53,00 | 0,150 | 1 |
| F-560 | 440 | 390 | 225 | 270 | 360 | 590 | 550 | 600 | 33,00<83,00 | 0,240 | 1 |

