

CEMO DT MOBIL EASY 980 L

CEMO DT MOBIL COMBI 850/100 L PG 4

WITH ADR APPROVAL

Diesel/AdBlue®

Approved for transport under ADR Examination every 2 ½ years according to ADR 6.5.4.4.1 b) and ADR 6.5.4.4.2 b).*** Completely assembled.

Container:

- 980 L polyethylene, single-walled (diesel tank)
- 850/100 L polyethylene, single-walled (diesel/AdBlue® tank)
- integral baffle
- integral dispensing nozzle holder
- integral filling nozzle
- filler cap with vent and breather valves
- integral forklift pockets
- integral handles

- with crane eyes
- with flap lid
- integral loops for securing the trolley with ratchet lashing strap during transport

Basic versions:

with powerful electric pump, 4 m filling hose DN25 (without hose reel, meter and filter) and automatic nozzle

Premium versions:

with powerful electric pump, hose reel with 8 m hose DN25, flow meter, filter with water separator and automatic nozzle


COMBI versions

with additional tank for AdBlue®:

with submersible pump CENTRI SP30, 12 V, 5 m filling hose DN 19 and automatic nozzle

Pump options:

- Bipump 12 V, 500 W, approx. 85 L/min*
- pump Cematic Duo 24/12 V, 420 W, approx. 70/35 L/min*
- pump Cematic 72, 230 V, 500 W, approx. 72 L/min*
- submersible pump CENTRI SP30, 12 V, 220 W, approx. 25 L/min*
- hand pump 60 L/min*



DT-MOBIL Easy 980 without pump, with quick coupling



DT-MOBIL Easy 980 Basic



DT-MOBIL Easy 980 with hand pump



DT-MOBIL Easy COMBI 850/100 Premium



DT-MOBIL Easy 980 Premium

DT-MOBIL EASY 980 L WITHOUT PUMP OR WITH HAND PUMP

Description	Capacity L	External dimensions cm (l x w x h)	Weight approx. kg	Order no.
980 without pump with quick coupling	980	127 x 107 x 112	95	10817
980 with hand pump 60 L/min, 4 m filling hose DN 19, manual nozzle	980	127 x 107 x 112	100	11025

DT-MOBIL EASY 980 L DIESEL-TANK

Description	Capacity L	External dimensions cm (l x w x h)	Weight approx. kg	Version electric pump		
				Bipump 12 V Order no.	Cematic Duo 24/12 V Order no.	Cematic 230 V Order no.
980 Basic	980	127 x 107 x 112	107	10818	10822	10826
980 Premium	980	127 x 107 x 112	130	10819	10823	10827

DT-MOBIL EASY COMBI 850/100 L DIESEL-/ADBLUE®-TANK

Description	Capacity L	External dimensions cm (l x w x h)	Weight approx. kg	Electric pump version diesel (AdBlue: CENTRI SP30 12 V)		
				Bipump 12 V Order no.	Cematic Duo 24/12 V Order no.	Cematic 230 V Order no.
850/100 Basic	850/100	127 x 107 x 112	121	10820	10824	10828
850/100 Premium	850/100	127 x 107 x 112	143	10821	10825	10829




















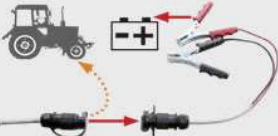


* Pump output in free flow. Please note that the pump output can fall sharply depending on the length and cross-sectional area of the hose.

*** Please note that transport approval for all plastic IBCs is limited to a period of 5 years.


CEMO DT MOBIL EASY PG 4

Diesel

ACCESSORIES

Description	Order no.
 Lid for DT-MOBIL Easy 125 L and 200 L (from year of construction 2011)	8963
 Hinged lid lock for DT-MOBIL Easy 125 L and 200 L, complete with two keys	10214
 Hinged lid for DT-MOBIL Easy 210 L	11062
 Hinged lid for DT-MOBIL Easy pick-up 210 L, 440 L and 440/50 L	11057
 Hinged lid for DT-MOBIL Easy 430 L, 460 L, 600 L, 850/100 L and 980 L (can be hinged on right or left)	8833
 K24 Digital flow meter for 12 V and 24 V pumps, 40 L/min for DT-MOBIL Easy 200 L	8832
 K24 Digital flow meter for 12 V and 24 V pumps, 40 L/min for DT-MOBIL Easy 430 L, 460 L and 600 L	8908
 K24 Digital flow meter for DT-MOBIL Easy 210 L, 440 L and 440/50 L	11111
 K24 Digital flow meter for DT-MOBIL Easy 850/100 L and 980 L	10905
 K33 flow meter for DT-MOBIL Easy 980 L with hand pump	11171
 Contents gauge for DT-MOBIL Easy 220 L	11256
 Contents gauge for DT-MOBIL Easy 440 L	11058
 Contents gauge for DT-MOBIL Easy 440 L/50 L	11059
 Contents gauge for DT-Mobil Easy 850/100 L and 980 L Contents gauge for DT-Mobil Easy 850/100 L and 980 L (from year of manufacture 2021)	11503
 Contents gauge for DT-MOBIL Easy 430 L and 460 L	8881
 Contents gauge for DT-MOBIL Easy 600 L	10089
 Contents gauge for DT-MOBIL Easy 850/100 L and 980 L Contents gauge for DT-MOBIL Easy 850/100 L and 980 L (until year of manufacture 2020)	10830
 Oil-resistant anti-slip mat for DT-MOBIL Easy 125 L, 200 L and 210 L, oil- and weather-resistant	10166
 Oil-resistant anti-slip mat for DT-MOBIL Easy 430 L, 440 L, 440/50 L, 460 L and 600 L, oil- and weather-resistant	10167
 DIN 9680 plug, 3-pin, 6 - 24 V, max. 25 A, IP 54	10229
 DIN 9680 socket, 3-pin, 6 - 24 V, max. 25 A, IP 54	10230
 Adhesive label set for retrofitting to DT-MOBIL Easy	10261

ACCESSORY FOR DT-MOBIL EASY WITH LIFEPO4 BATTERY SYSTEM

 Lithium-iron phosphate battery (LiFePO ₄), 12.8 V – 3.3 Ah as spare battery	10602
---	-------